

**SWAMI VIVEKANAND GOVERNMENT COLLEGE
GHUMARWIN BILASPUR (H.P.)**

A REPORT ON

**SATISFACTION SURVEY
ON TEACHING-LEARNING AND CAMPUS FACILITIES**
(Based on Students feedback)

SESSION: 2023-24



Estd. 1994

This college being named after a great visionary, spiritual leader Swami Vivekananda has been established with the state government notification on dated July 1st, 1994 for running arts faculty only. The majestic and well designed building of the college was built by ACC and was handed over in 1999. Science and commerce faculties were started in 1998. The college is affiliated to H.P. University and was given due recognition under UGC section of 12(B) in 2008 and in 2 (F) in 2009. Two new vocational courses BCA and PGDCA were started in 2009 under self financing scheme. In the year 2012 M.A. English was started. In the same year another vocational course BBA was started under self financing scheme. In the year 2017-18, PG in Mathematics and Physics were started and from the session 2019-20 M.Com and MA in Political Science has been started. In the year 2019, NAAC team visited the college and the institution was accredited as “B grade” institution. Three more PG courses M.Sc. Chemistry, Botany and zoology were introduced in 2020. At present the college is spread over 73.11 bighas of land the entire campus of college is under CCTV surveillance and is connected to Wi-Fi and broadband internet system.

At present **2664** students coming from far-flung rural areas are studying in various UG and PG courses being run by this college. The college has well-furnished laboratories in the Science faculty and also in the Departments of Geography, Music and Computer Applications. It has a girl’s hostel having capacity to accommodate 91 ‘girls’ students. It has its own well-furnished gymnasium, examination hall, conference hall and Boxing ring. The college has a well-stocked library. The library has been shifted to a new building. The construction work of the new commerce block has processed.

The college is dedicated to the cause of learning by imparting education to inculcate a sense of responsibility devotional service among the students. The college provides a blend of academic, cultural, sports and intellectual resources. It also brings to the students a dynamic environment for the overall development of their personalities, aspirations and talents. In nut shell today, the college is known as on among the finest institutions in the state for Sciences, Humanities and Commerce. Over the years, the college has shown consistently very good results as compared to H.P.U. pass percentage and every year students of this college get positions in the merit list is notified by H.P.

Vision of the college: To enable students to become economically independent, mentally strong and spiritually elevated human beings and socially responsible and committed citizens.

Mission of the college: Mission of the college: Swami Vivekananda has said that education is 'the manifestation of the perfection already in man' so our endeavor is to 'manifest that perfection' by imparting quality and character building education to enable students to face the challenges of life and meet the needs of society. Our effort is always there to provide an environment conducive to innovation, creativity and team spirit and also to felicitate effective and fruit full interaction among faculty and students.

METHODOLOGY

The main aim of this study was to assess the satisfaction level of college students regarding campus facilities and teaching-learning process being adopted by the SVGC Ghumarwin so that necessary steps may be taken to provide better quality of education to existing and potential students. This study focused on Existing students. Hence population for this study constitutes existing students (**Total 2664**) of this college enrolled during academic session 2023-24. This study is mainly based on primary data that has been collected using convenient cum snow ball sampling by developing structured questionnaire through Google form

SAMPLING DESIGN

Convenient cum snow ball sampling has been used to collect desired information as per following sampling detail:

Table 1.1 Sample size

Population	Number
Students	941

Population: Existing students (UG, PG) of SVGC Ghumarwin

Sampling unit/sampling element: Male, Female and transgender

Sampling frame: Students college attendance register and relevant office record

Sample size:

- Students

SECTION-A

ANALYSIS OF STUDENTS SATISFACTION TOWARDS TEACHING LEARNING PROCESS

Table1.: Demographical profile of respondents (Students).

Students	Frequency	Percentage
UG	675	71.7
PG	266	28.3
Total	941	100.00

Source: Data compiled through questionnaire using Google form

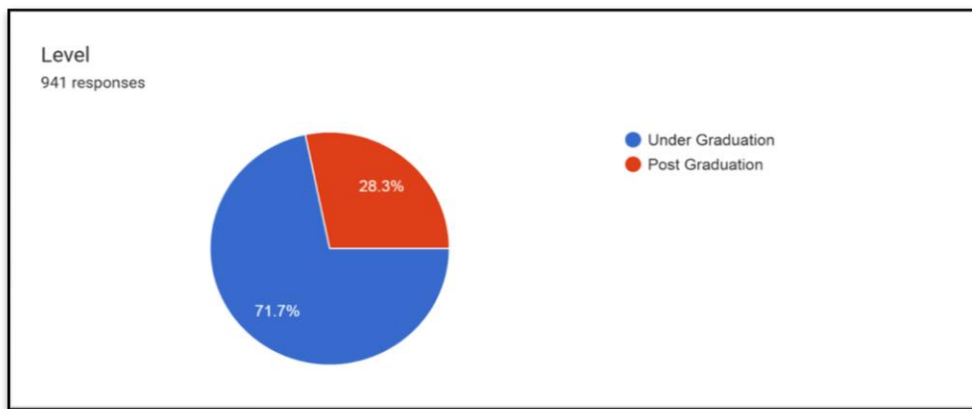


Table1.2: Profile of the student respondents.

Stream of the students	Frequency	Percentage
Arts	307	32.6
Commerce	184	19.6
Science	375	39.9
Vocational	75	8.00
Total	941	100.00

Source: Data compiled through questionnaire using Google form

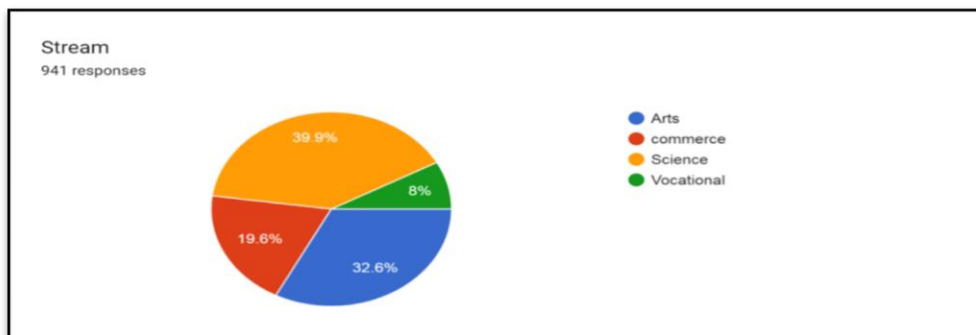


Table1.3: Profile of the student Gender.

Gender	Frequency	Percentage
Male	629	66.8
Female	312	33.2
Transgender	Nil	Nil
Total	941	100.00

Source: Data compiled through questionnaire using Google form

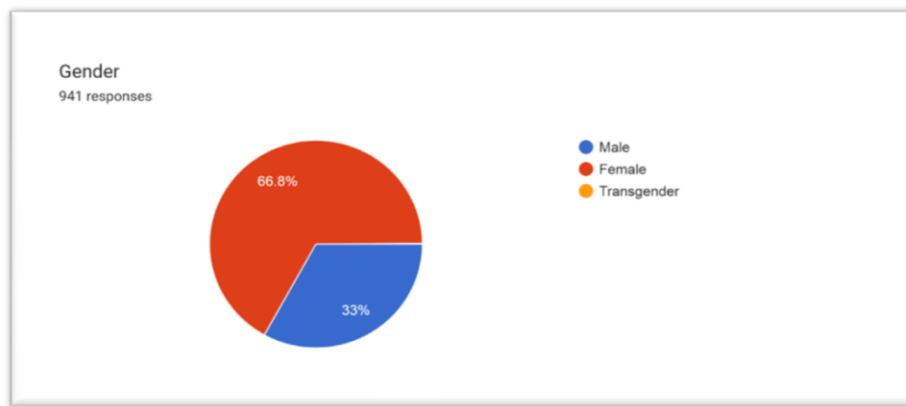
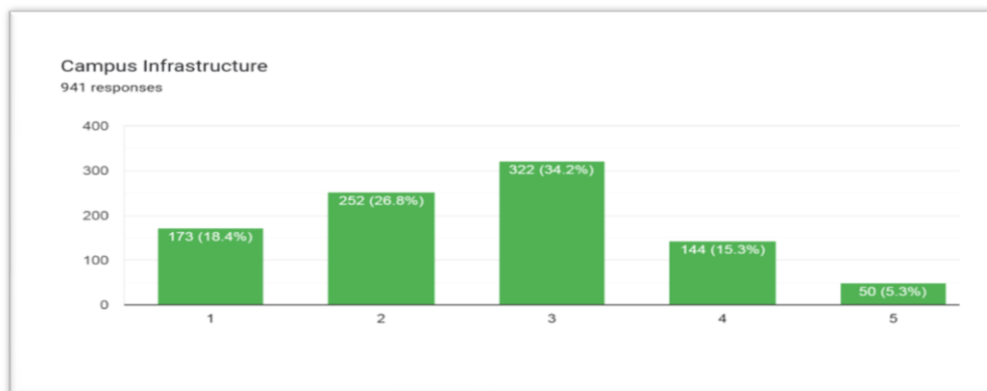


Table1.4: Satisfaction level of the students about Campus Infrastructure Facility.

Response	Frequency	Percentage
Excellent	173	18.4
Very Good	252	26.8
Good	322	34.2
Average	144	15.3
Below Average	50	5.3
Total	941	100.00

Source: Data compiled through questionnaire using Google form

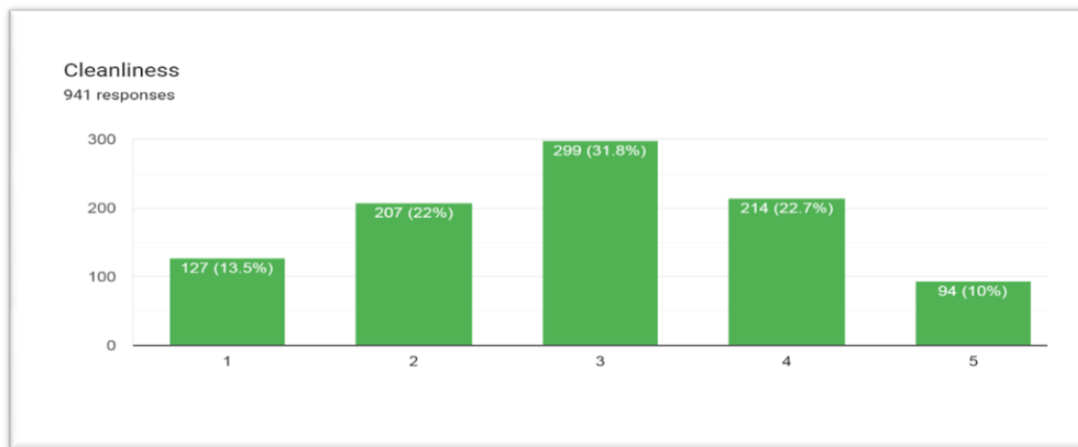


It is apparent from the table that a p p . 8 0 % percent students studying in the college are satisfied with the Campus Infrastructure Facility available in the college.

Table1.5: Satisfaction level of the students about Cleanliness of the campus.

Response	Frequency	Percentage
Excellent	127	13.5
Very Good	207	22
Good	299	31.8
Average	214	22.7
Below Average	94	10.00
Total	941	100.00

Source: Data compiled through questionnaire using Google form

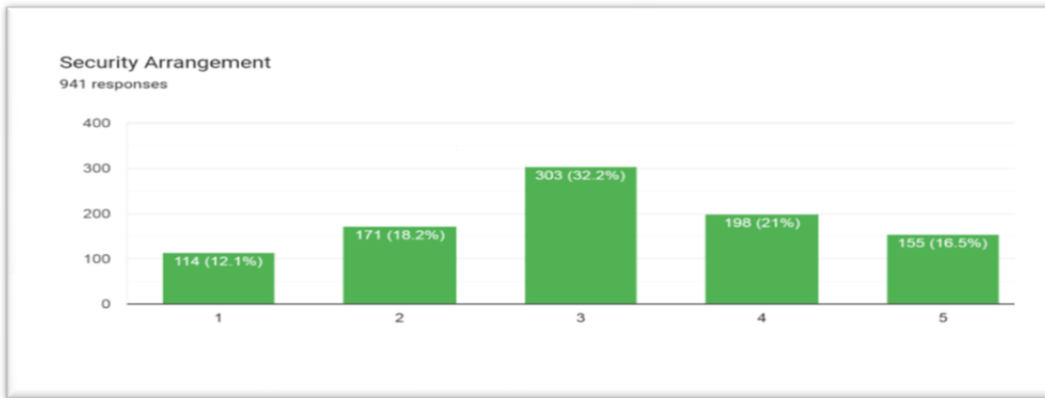


To make the Swachh Bharat Abhiyaan the sale of plastic packed commodities has been banned inside the campus. It is apparent from the table and figure that the app. 67% of respondents shows well thought-of response toward cleanliness of the campus.

Table1.6:SatisfactionlevelofthestudentsaboutSecurityArrangements.

Response	Frequency	Percentage
Excellent	114	12.1
Very Good	171	18.2
Good	303	32.2
Average	198	21.00
Below Average	155	16.5
Total	941	100.00

Source: Data compiled through questionnaire using Google form

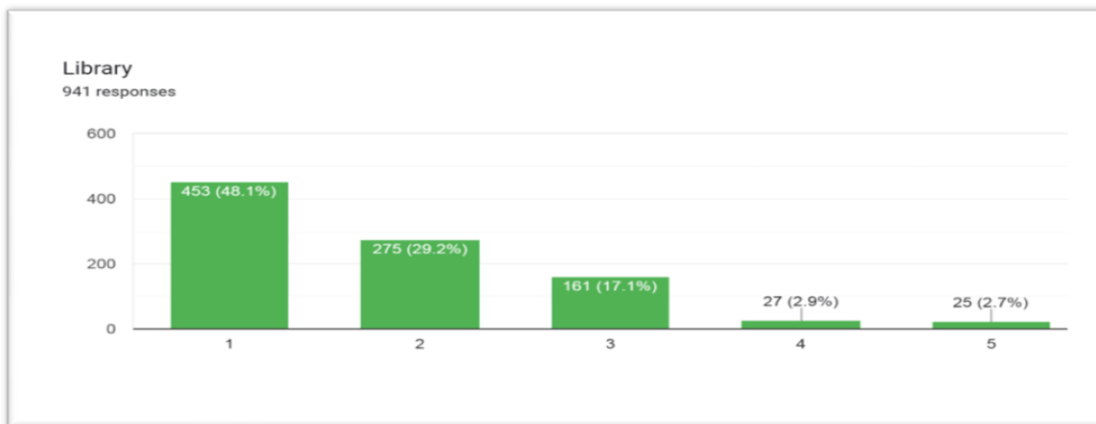


It is noticeable from the above table that the majority of students i.e. 63% of SVGC Ghumarwin have highly rated security planning in the college.

Table1.7: Satisfaction level of the students about Library facilities.

Response	Frequency	Percentage
Excellent	453	48.1
Very Good	275	29.2
Good	161	17.1
Average	27	2.9
Below Average	25	2.7
Total	941	100.00

Source: Data compiled through questionnaire using Google form



It is evident from the table that the bulk of respondents 94% are pleased from the facility provided by the SVGC College.

Table1.8: Satisfaction level of the students about Internet Facilities

Response	Frequency	Percentage
Excellent	281	29.9
Very Good	220	23.4
Good	231	24.5
Average	122	13.00
Below Average	87	9.2
Total	941	100.00

Source: Data compiled through questionnaire using Google form

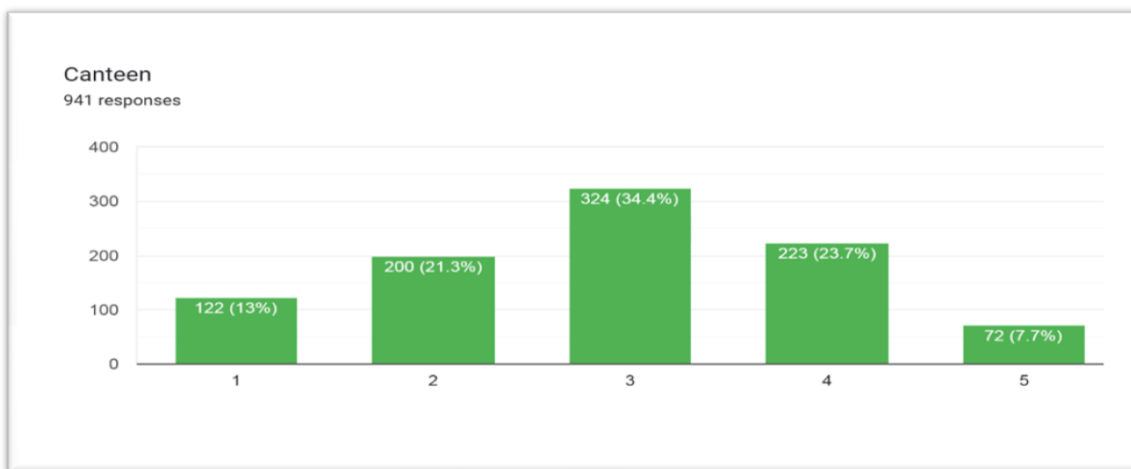


The table signified that 78% of students are convinced with internet facility while (9.2) of the students unconvinced with the internet facility provided by the college.

Table1.9: Satisfaction level of the students about Canteen Facilities

Response	Frequency	Percentage
Excellent	122	13
Very Good	200	21.3
Good	324	34.4
Average	223	23.7
Below Average	72	7.7
Total	941	100.00

Source: Data compiled through questionnaire using Google form

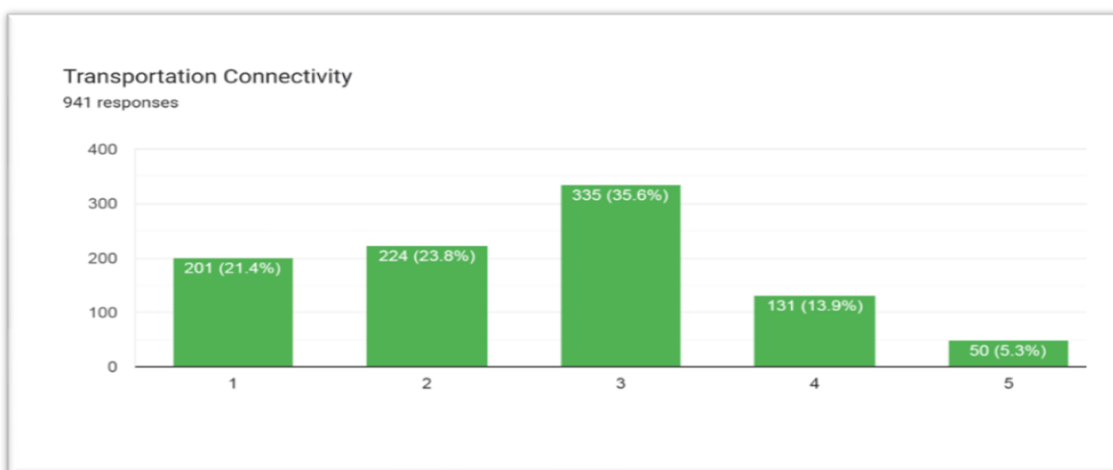


It is apparent from the above table that the most of respondents of SVGC Ghumarwin i.e. 68% are joyful about the availability of canteen and shows good reaction toward the canteen facilities available in the college

Table 1.10 : Satisfaction level of the students about Transportation Facilities

Response	Frequency	Percentage
Excellent	201	21.4
Very Good	224	23.8
Good	335	35.6
Average	131	13.9
Below Average	50	5.3
Total	941	100.00

Source: Data compiled through questionnaire using Google form.

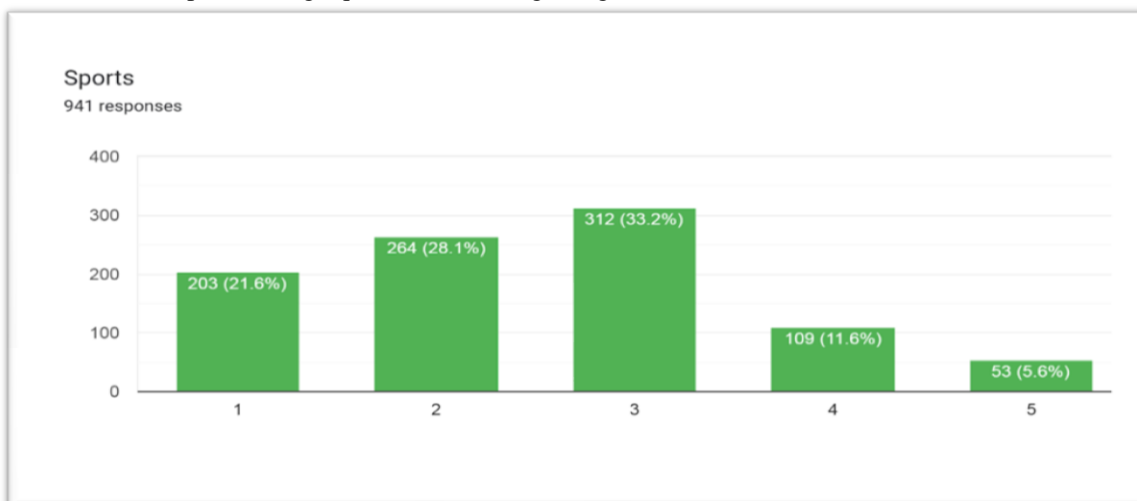


It is clear from the table that the most of respondents of SVGC Ghumarwin i.e. 81% are pleased with the transportation facilities as provided by HRTC and private transporters to and fro from the college.

Table 1.11: Satisfaction level of the students about Sports Facilities

Response	Frequency	Percentage
Excellent	203	21.6
Very Good	264	28.1
Good	312	33.2
Average	109	11.6
Below Average	53	5.6
Total	941	100.00

Source: Data compiled through questionnaire using Google form.

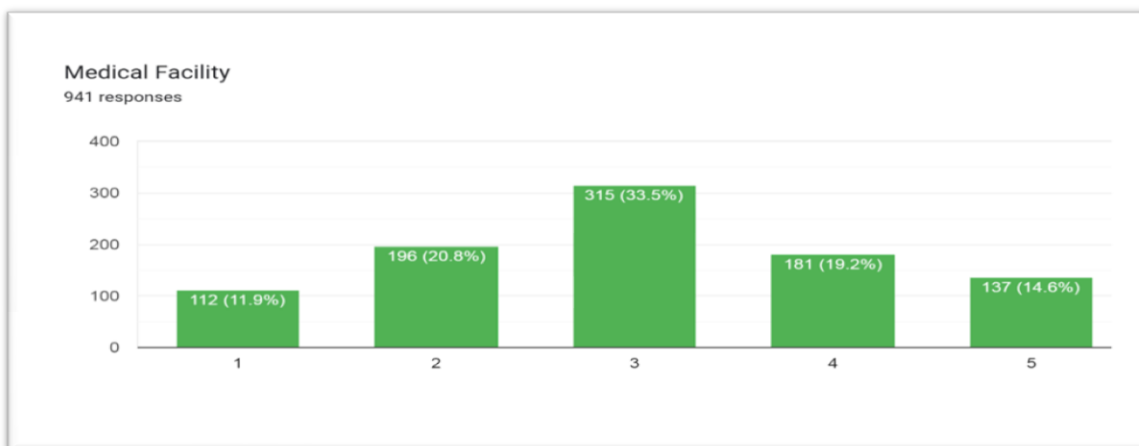


It is apparent from the above table that the majority of students 83% are satisfied from the sports facility provided in the college which is reflected in sports achievements of the college.

Table 1.12: Satisfaction level of the students about Medical Facilities

Response	Frequency	Percentage
Excellent	112	11.9
Very Good	196	20.8
Good	315	33.5
Average	181	19.2
Below Average	137	14.6
Total	941	100.00

Source: Data compiled through questionnaire using Google form



Students of the College SVGC Ghumarwin put across their full satisfaction for the Medical Facilities available in the college with the help of medical camps arranged on weekly visit of doctor in the college.

Table 1.13: Satisfaction level of the students about Career counseling / Guidance

Response	Frequency	Percentage
Excellent	204	21.7
Very Good	227	24.1
Good	270	28.1
Average	145	15.4
Below Average	95	10.1
Total	941	100.00

Source: Data compiled through questionnaire using Google form

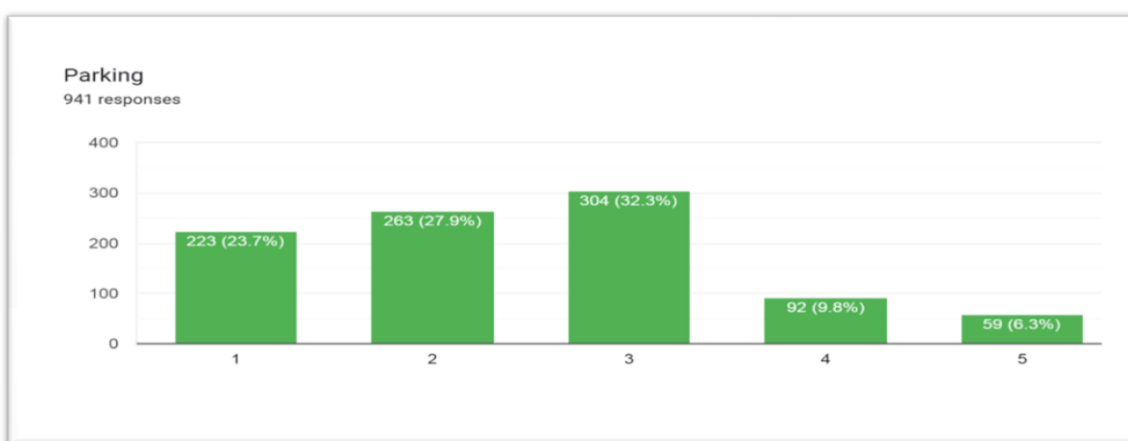


It is apparent from the above table that the majority of respondents i.e. 74% of SVGC Ghumarwin opinioned helpful nature of teachers and providing guidance as regards to teacher's advice to their career.

Table1.14: Satisfaction level of the students about Parking Facility

Response	Frequency	Percentage
Excellent	223	23.7
Very Good	263	27.9
Good	304	32.3
Average	92	9.8
Below Average	59	6.3
Total	941	100.00

Source: Data compiled through questionnaire using Google form

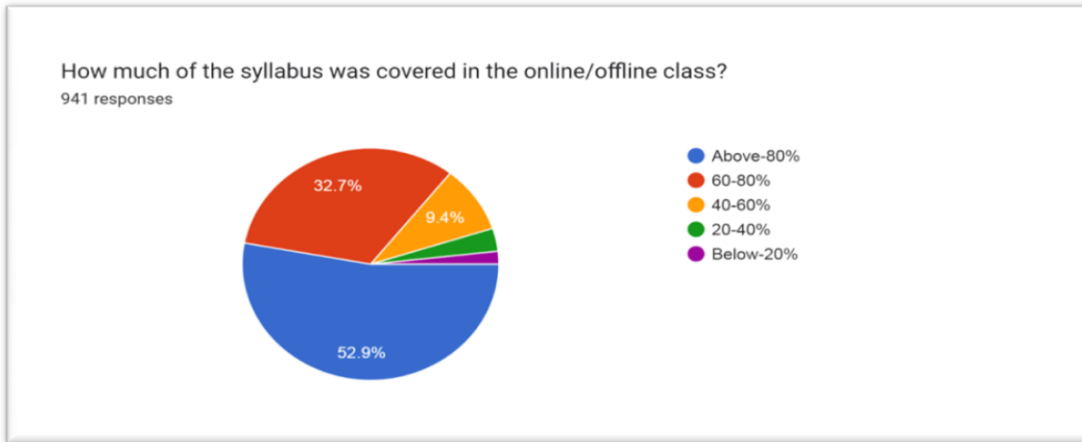


It is apparent from the above table that the most of respondents 84% of SVGC Ghumarwin are Happy with the parking facilities available in the College.

Table1.15: Opinion of the students about coverage of syllabus in the online/offline class

Response	Frequency	Percentage
Above80%	498	52.9
60-80%	308	32.7
40-60%	88	9.4
20-40%	30	3.2
Below -20%	17	1.8
Total	941	100.00

Source: Data compiled through questionnaire using Google form

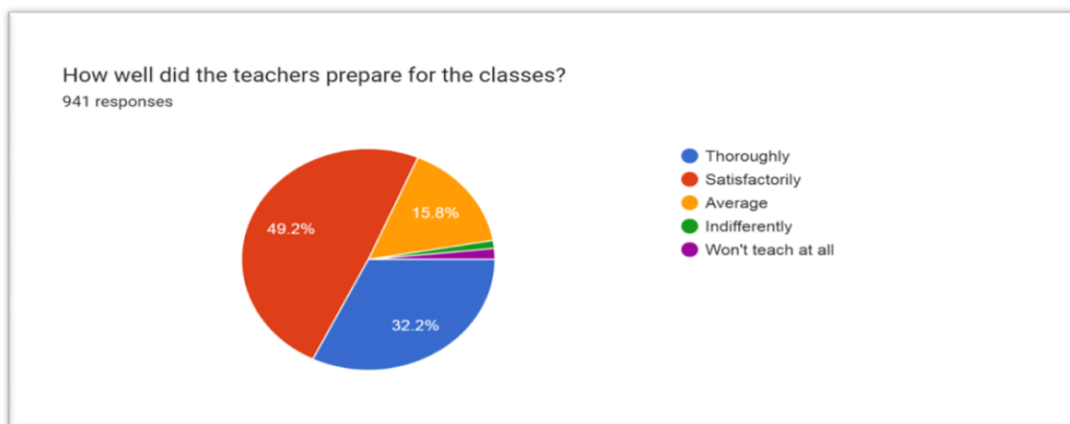


About table induced that (52.9) percent students of the college SVGC Ghumarwin express more than 80 percent syllabus covered in the offline classes. Almost all the teachers cover their most of part of the syllabus prescribed for the class within specified time.

Table1.16: Opinion of the students about preparedness of teachers for class

Response	Frequency	Percentage
Thoroughly	303	32.2
Satisfactorily	463	49.2
Average	149	15.8
Indifferently	11	1.2
Won't teach at all	15	1.6
Total	941	100.00

Source: Data compiled through questionnaire using Google form

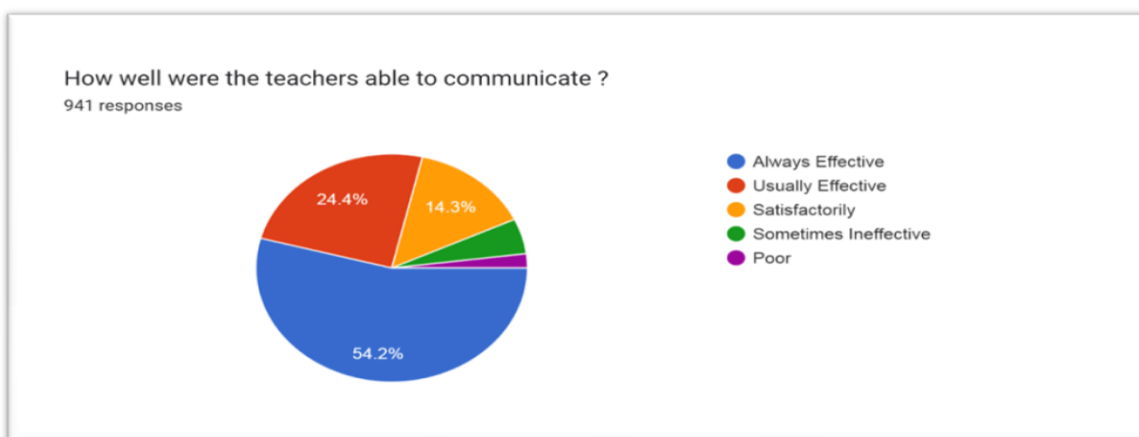


It is evident from the above table that the majority of respondents of SVGC Ghumarwin are satisfied from their teachers' preparedness when they come to attend the class and this is clearly reflected that more than 81 % students fully satisfied with the teachers' preparedness.

Table1.17: Opinion of the students about Teachers ability to communicate offline/online mode

Response	Frequency	Percentage
Always Effective	510	54.2
Usually effective	230	24.4
Satisfactorily	135	14.3
Sometimes Ineffective	47	5.0
Poor	19	2.0
Total	941	100.00

Source: Data compiled through questionnaire using Google form

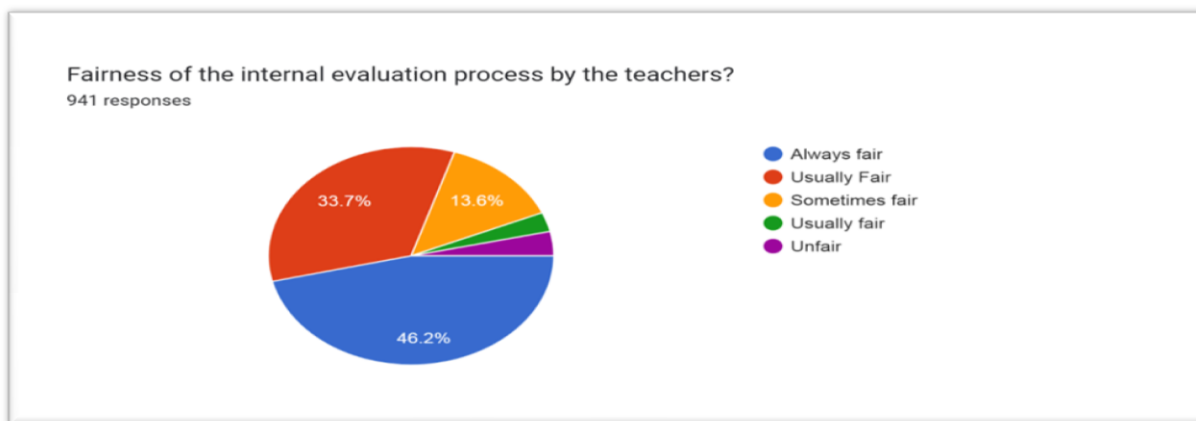


It is evident from the table that the students of SVGC Ghumarwin are fully satisfied from their teachers 'ability to communicate through offline/online mode of teaching which results in healthy student-teacher relations.

Table1.18:Opinion of the students about fairness of internal evaluation process by the teachers

Response	Frequency	Percentage
Always Fair	435	46.2
Usually Fair	317	33.7
Sometimes fair	128	13.6
Usually unfair	27	2.9
Unfair	34	3.6
Total	941	100.00

Source: Data compiled through questionnaire using Google form

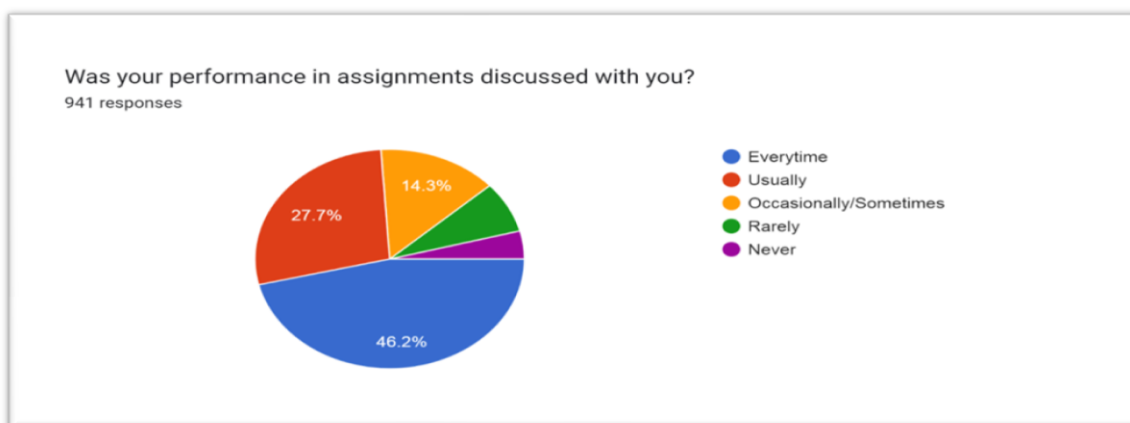


The teachers of SVGC Ghumarwin are fair during the internal evaluation of students which is clear from the above table that the majority of our students i.e. 81% students gives their annotations.

Table1.19: Opinion of the respondents about discussion of performance in assignments with the students

Response	Frequency	Percentage
Every time	435	46.2
Usually	261	27.7
Occasionally/Sometimes	135	14.3
Rarely	71	7.5
Never	39	4.1
Total	941	100.00

Source: Data compiled through questionnaire using Google form

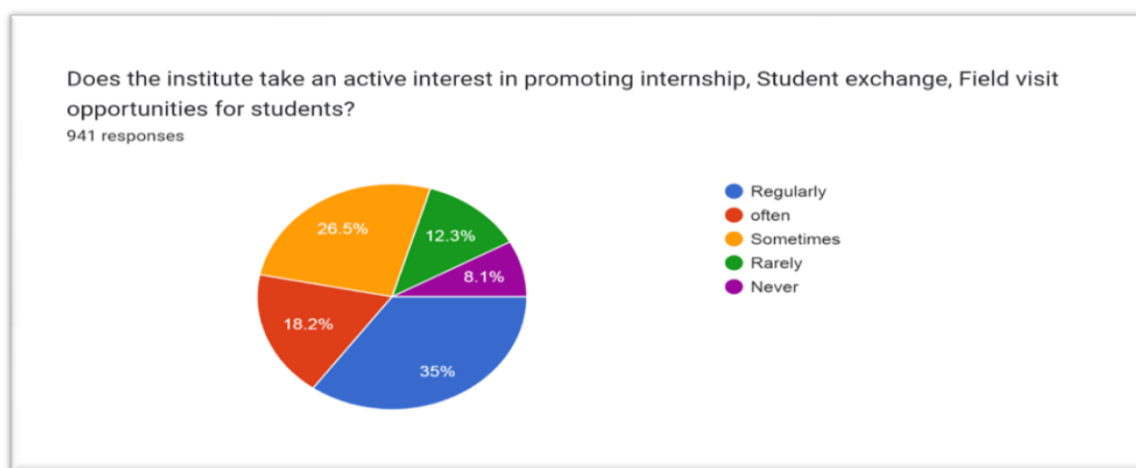


It is apparent from the table that the majority of respondents of SVGC Ghumarwin have given optimistic belief for the discussion of assignments & their performance in class and gives some remedial measures in the study hours. From the response it can be concluded that internal assessment process is fair as per their performance.

Table1.20: Opinion of the students about promotion of internship, student exchange and field visits by SVGC Ghumarwin

Response	Frequency	Percentage
Regularly	329	35.00
Often	171	18.2
Sometimes	249	26.5
Rarely	116	12.3
Never	76	8.1
Total	941	100.00

Source: Data compiled through questionnaire using Google form

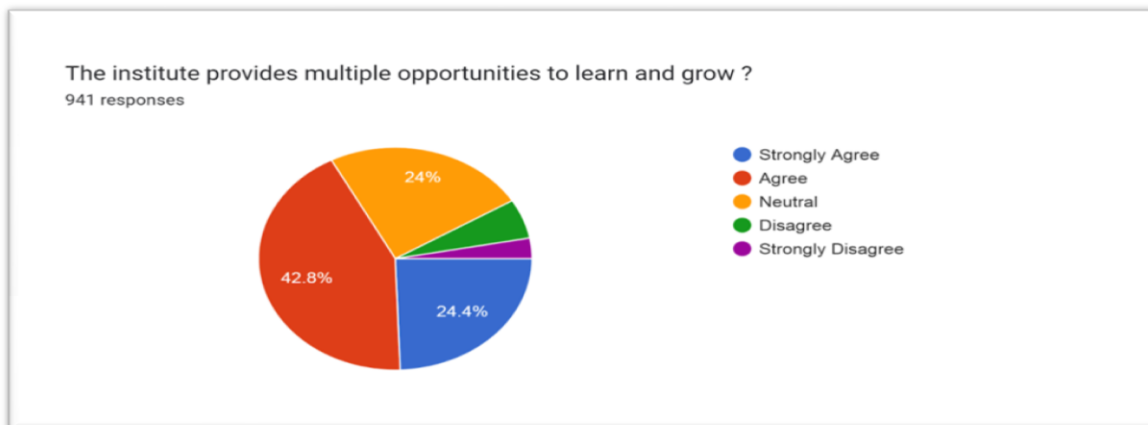


It is apparent from the table and figure that the majority of respondents of SVGC Ghumarwin opined that the promotion of internship, student exchange and field visit programme in the college are organized sometimes or often. These responses may have come up due to time bounded coverage of syllabus and requirements of the course.

Table1.21: Opinion of the students about providing multiple opportunities to learn and grow

Response	Frequency	Percentage
Strongly Agree	230	24.4
Agree	403	42.8
Neutral	226	24.00
Disagree	54	5.7
Strongly Disagree	28	3.00
Total	941	100.00

Source: Data compiled through questionnaire using Google form

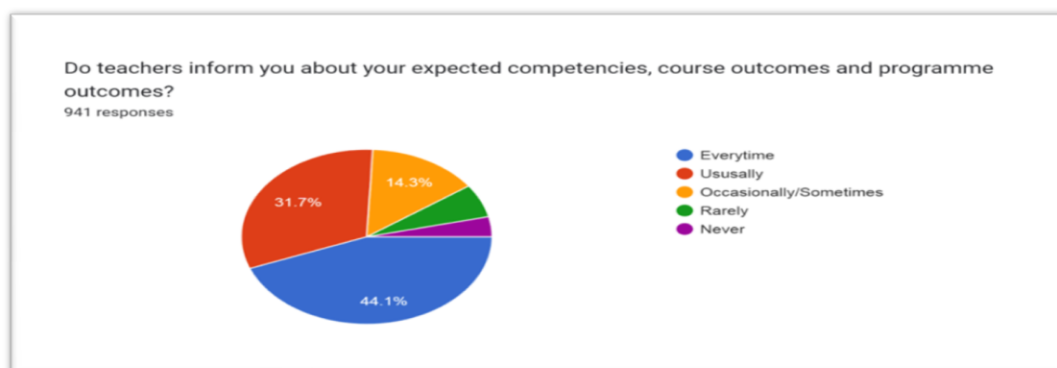


It is evident from the table that the majority of our students of SVGC Ghumarwin are fully satisfied with the multiple opportunities available in college to learn and grow and it is clearly reflected from our results in academics and sports.

Table1.22: Opinion of the students about discussion with students about their expected competencies, course outcomes and programme outcomes by the teachers

Response	Frequency	Percentage
Every time	415	44.1
Usually	298	31.7
Occasionally/Sometimes	135	14.3
Rarely	58	6.2
Never	35	3.7
Total	941	100.00

Source: Data compiled through questionnaire using Google form

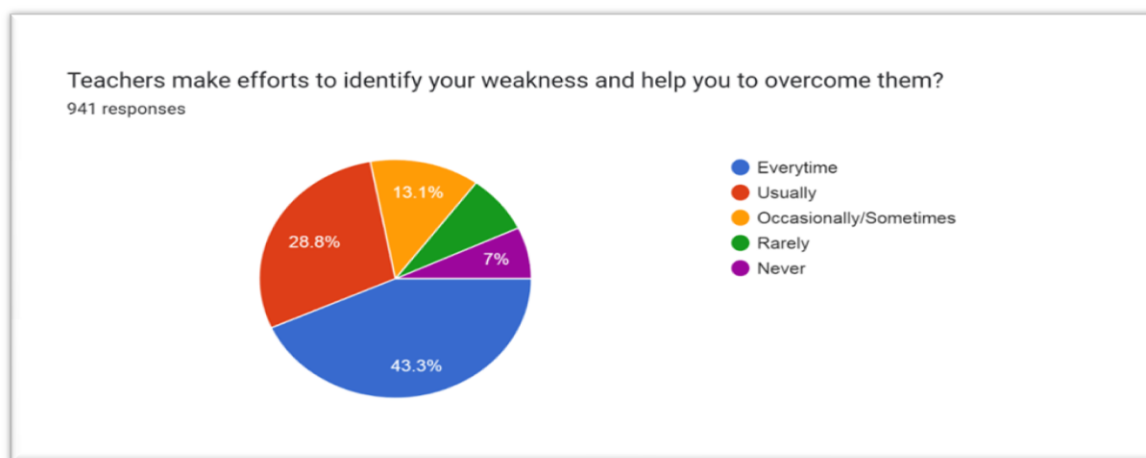


It is evident from the above figure and table that the majority of students of SVGC Ghumarwin are in agreement with teacher's involvement in discussions with students about their expected competencies, course as well as programme out comes.

Table1.23: Opinion of the students about ability of teachers to identify and overcome the weaknesses of students

Response	Frequency	Percentage
Every time	407	43.3
Usually	271	28.8
Occasionally/Sometimes	123	13.1
Rarely	74	7.9
Never	66	7.00
Total	941	100.00

Source: Data compiled through questionnaire using Google form

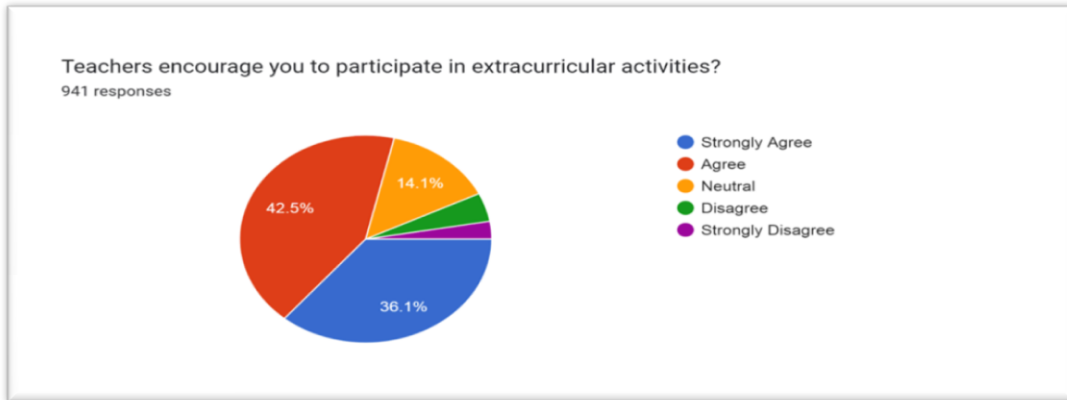


It is apparent from the table and figure that the majority of our students of SVGC Ghumarwin are fully satisfied with teacher’s involvement to identify and discuss their weakness in class as well as individually.

Table1.24: Opinion of the students about encouragement by teachers to participate in extra curricular activities

Response	Frequency	Percentage
Strongly Agree	340	36.1
Agree	400	42.5
Neutral	133	14.1
Disagree	42	4.5
Strongly Disagree	26	2.8
Total	941	100.00

Source: Data compiled through questionnaire using Google form

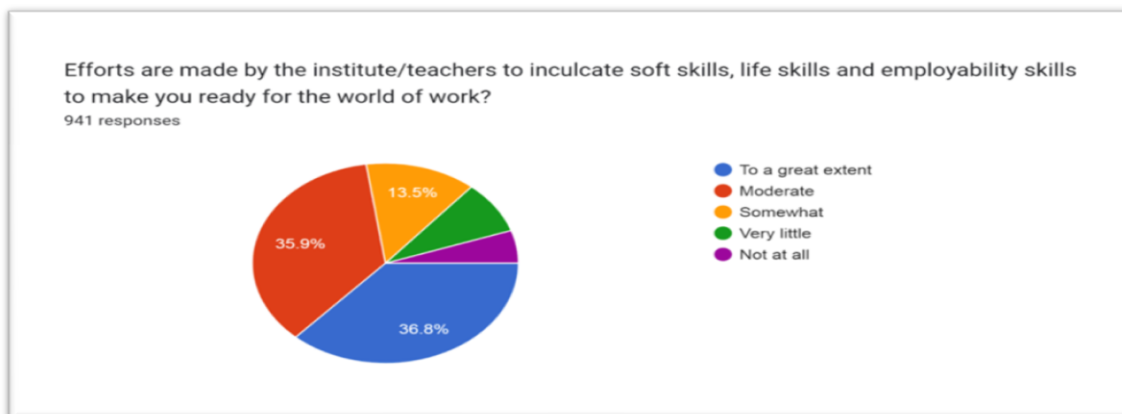


It is apparent from the above table that the majority of respondents of SVGC show satisfaction for the encouragement by the teachers for the students to participate in extra-curricular activities.

Table1.25: Opinion of the students about efforts by SVGC Ghumarwin to inculcate soft skills, life skills and employability skills

Response	Frequency	Percentage
To a great extent	346	36.8
Moderate	338	35.9
Somewhat	127	13.5
Very Little	80	8.5
Not at all	50	5.3
Total	941	100.00

Source: Data compiled through questionnaire using Google form

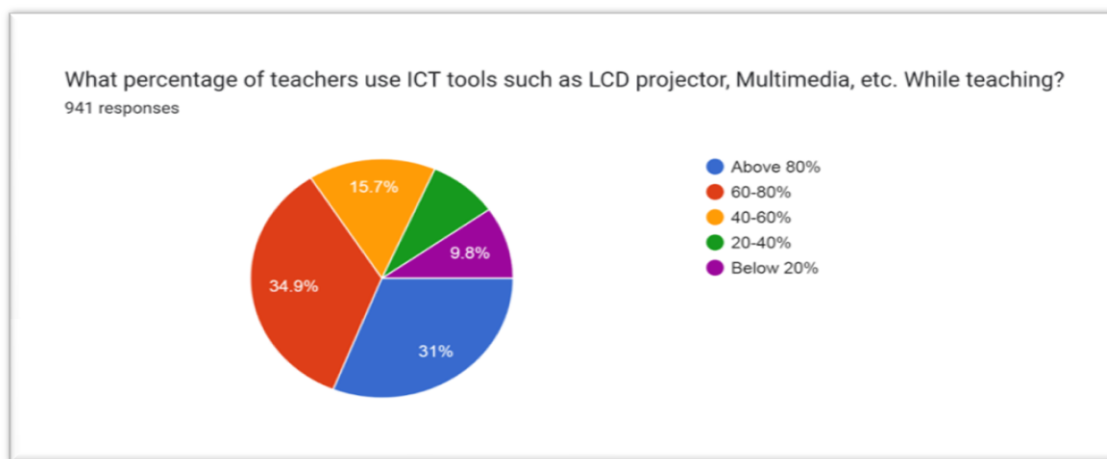


It is apparent from the above table and figure that the majority of respondents of SVGC Ghumarwin gave their satisfaction to a great extent regarding the efforts made by SVGC Ghumarwin to inculcate soft skills, life skills and employability skills in the college.

Table1.26: Opinion of the students about use of ICT tools during teaching (like LCD, Projectors and Multimedia)

Response	Frequency	Percentage
Above80%	292	31.00
60-80%	328	34.9
40-60%	148	15.7
20-40%	81	8.6
Below -20%	92	9.8
Total	941	100.00

Source: Data compiled through questionnaire using Google form

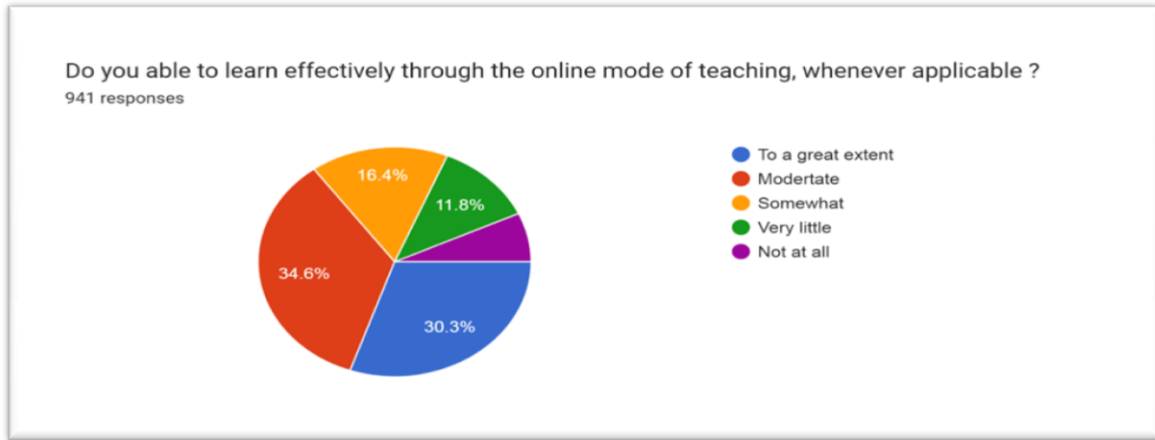


The above table and figure depicts that the majority of students of SVGC Ghumarwin opinioned that their 60 to 80 % percent syllabus is being taught with the use of ICT tools during teaching like LCD, Projectors and Multimedia

Table1. 27 Perception of Students about online mode of teaching

Response	Frequency	Percentage
To a great extent	285	30.3
Moderate	326	34.6
somewhat	154	16.4
Very little	111	11.8
Not at all	65	6.9
Total	941	100.00

Source: Data compiled through questionnaire using Google form

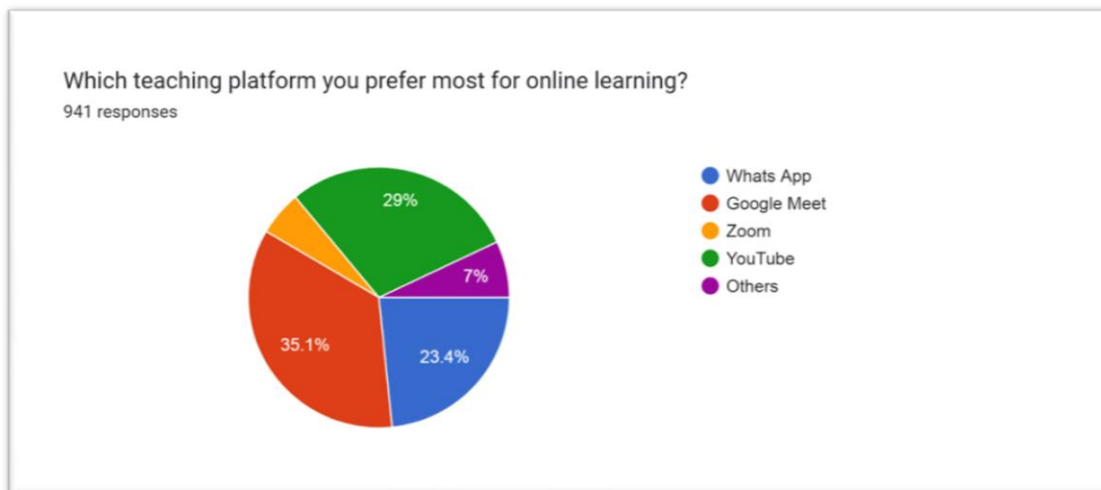


The above table and figure depicts that 34.6 % of students are able to learn effectively through online mode of teaching whereas 6.9 % responded negatively.

Table1.28: Opinion of the Students in context to teaching platforms

Response	Frequency	Percentage
WhatsApp	220	23.4
Google Meet	330	35.1
Zoom	52	5.5
YouTube	273	26.00
Others	66	7.00
Total	941	100.00

Source: Data compiled through questionnaire using Google form

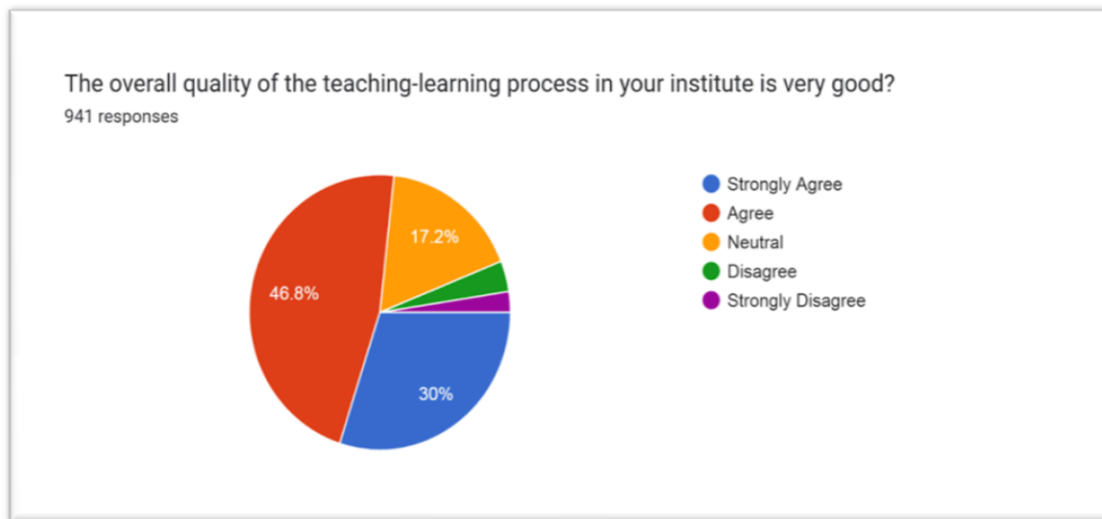


It is evident from above table and figure that 35.1 % percentage students prefer Google Meet most and YouTube online platform for teaching

Table1.29: Opinion of the Students regarding overall quality of the teaching learning process

Response	Frequency	Percentage
Strongly Agree	282	30.00
Agree	440	46.8
Neutral	162	17.2
Disagree	34	3.6
Strongly Disagree	23	2.4
Total	941	100.00

Source: Data compiled through questionnaire using Google form



The above figure and table shows the agreement or disagreement with the statement “Teaching-Learning Process of SVGC Ghumarwin is very good” It is apparent from these that there has been found a strong agreement by the students about this statement in the present survey which reflects that SVGC Ghumarwin is moving positively towards its “Vision and Mission.”.

CONCLUSION AND SUGGESTIONS

The present survey has been undertaken with the objectives to study the perception and satisfaction level of students towards campus facilities and the teaching-learning process of Swami Vivekananda Government Degree College Ghumarwin and to check the perception and satisfaction level of teachers towards different aspects of the curriculum taught by teachers. The present survey is based on an overall sample of 941 out of total 2664 students of different departments of SVGC Ghumarwin during 2023-24. The results of this survey are summarized as under:


Student survey analysis shows that most of the students i.e. about 78% are satisfied with college infrastructure facilities except internet/Wi-Fi facilities and library seating capacity. Students are satisfied with the teacher's ability to communicate through online mode and encouraged, and motivated for online engagement and learning. The most of students agreed with the statement that the assessment and Examination System of the college is very good and that the internal assessment was fair as per their performance. The majority of teachers prefer lectures to explain everything in real-time class. Teachers and students both prefer the Google Meet platform for online teaching whereas most of the teachers face challenges like a Lack of response from students, high absenteeism, and poor internet connectivity. Most of the respondents have labeled the SVGC Ghumarwin as the best college in the area and growing well as per its core values.

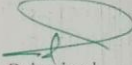
SUGGESTIONS

Suggestions are received from students:

1. College should take up the matter of providing more faculty members in undergraduate and postgraduate programmes in order to improve teacher-student ratio and to provide high-quality education and research.
2. Regular career/job-oriented programmes and seminars should be organized.
3. Campus placement sessions should be planned in the institution.
4. To improve the learning experience, group discussions or hands-on demonstrations should be organized.
5. To improve students' access to digital resources and research materials, increase the number of computers and internet speed in the E-library and provide more e-resources in the E-library.
6. The library should have more books by international authors. Books other than the syllabus for skill or overall development will be made available in the library.
7. Parking facilities for students should be improved.
8. Institution should take steps to develop an online app for students' attendance and feedback.

9. Well-equipped laboratory facilities will be provided for UG/PG students to improve their practical knowledge.
10. To ensure hygiene and a well-maintained environment, the campus should be cleaned and beautified on a regular and comprehensive basis, including the classrooms and common areas.
11. More classrooms should be added for PG programmes and all classrooms should be equipped with LED projectors and interactive panels to improve the audio visual learning experience.
12. Programmes focusing on employment and skill development should be organized. Incorporate a life story of a prominent social reformer, leader, or scientist into the curriculum to instill moral and social values in students.
13. To encourage interest in sports, more sports infrastructure facilities/renovation of current facilities would be provided to students.
14. There should be efforts to enhance the amount of filtered drinking water to students. Proper water fixtures should be installed in boys' and girls' toilets.
15. Hostel facilities should be offered for boys, as well as for all needy girls.
16. A sufficient new technology infrastructure, including IT Labs, a media lab and on-campus media production software should be made available to students.
17. Students should have more opportunities for internships and industry training. Internships in the tourism industry should be arranged in the same way that those in the hospitality sector.
18. More extracurricular and co-curricular activities should be organized for students to showcase their talent.
19. ATM facilities should be available to students in college campus.


 Convenor (Dr. Vikram Kapil)


 Principal
 SVGC Ghumarwin

Sample of Questionnaire

(Student's Satisfaction Survey)

The survey provides an opportunity for students to give their valuable feedback on the Teaching-Learning process and on Campus Facilities of SVGC Ghumarwin. Please complete the survey as you perceive them.

* Indicates required question

1. Email *

2. Level *

Mark only one oval.

- Under Graduation
 Post Graduation

3. Stream *

Mark only one oval.

- Arts
- Commerce
- Science
- Vocational

4. Gender *

Mark only one oval.

- Male
- Female
- Transgender

5. Campus Infrastructure *

1- Excellent

2- Very good

3- Good

4-Average

5-Below Average

Mark only one oval.

Excellent

- 1**
- 2**
- 3**
- 4**
- 5**

Below Average

6. Cleanliness *

1- Excellent

2- Very good

3- Good

4-Average

5-Below Average

Mark only one oval.

Excellent

- 1**
- 2**

- 3
- 4
- 5

Below Average

7. Security Arrangement *

1- Excellent

2- Very good

3- Good

4-Average

5-Below Average

Mark only one oval.

Excellent

- 1
- 2
- 3
- 4
- 5

Below Average

8. Library *

1- Excellent

2- Very good

3- Good

4-Average

5-Below Average

Mark only one oval.

Excellent

- 1
- 2
- 3
- 4
- 5

Below Average

9. Internet (Wi-fi) *

1- Excellent

2- Very good

3- Good

4-Average

5-Below Average

Mark only one oval.

Excellent

1

2

3

4

5

Below Average

10. Canteen *

1- Excellent

2- Very good

3- Good

4-Average

5-Below Average

Mark only one oval.

Excellent

1

2

3

4

5

Below Average

11. Transportation Connectivity *

1- Excellent

2- Very good

3- Good

4-Average

5-Below Average

Mark only one oval.

Excellent

1

2

3

4

5

Below Average

12. Sports *

- 1- Excellent
- 2- Very good
- 3- Good
- 4-Average
- 5-Below Average

Mark only one oval.

Excellent

- 1
- 2
- 3
- 4
- 5

Below Average

13. Medical Facility *

- 1- Excellent
- 2- Very good
- 3- Good
- 4-Average
- 5-Below Average

Mark only one oval.

Excellent

- 1
- 2
- 3
- 4
- 5

Below Average

14. Career Counseling/Guidance *

- 1- Excellent
- 2- Very good
- 3- Good
- 4-Average
- 5-Below Average

Mark only one oval.

Excellent

- 1
- 2
- 3
- 4
- 5

Below Average

15. Parking Facility *

- 1- Excellent
- 2- Very good
- 3- Good
- 4-Average
- 5-Below Average

Mark only one oval.

Excellent

- 1
- 2
- 3
- 4
- 5

Below Average

Teaching-Learning & Evaluation Process

16. How much of the syllabus was covered in the online/offline class? *

Mark only one oval.

- 1 Above-80%
- 2 60-80%
- 3 40-60%
- 4 20-40%
- 5 Below-20%

17. How well did the teachers prepare for classes? *

Mark only one oval.

- 1 Thoroughly
- 2 Satisfactorily
- 3 Average
- 4 Indifferently
- 5 Won't teach at all

18. How well were the teachers able to communicate? *

Mark only one oval.

- 1 Always effective
- 2 Usually effective
- 3 Satisfactorily sometimes
- 4 Ineffective
- 5 Poor

19. Fairness of the internal evaluation process by the teachers? *

Mark only one oval.

- 1 Always fair
- 2 Usually fair
- 3 Sometimes fair
- 4 Usually unfair
- 5 Unfair

20. Was your performance in assignments discussed with you? *

Mark only one oval.

- 1 Every time
- 2 Usually
- 3 Occasionally/Sometimes
- 4 Rarely
- 5 Never

21. Does the institute take an active interest in promoting internship, Student exchange, field visit opportunities for students? *

Mark only one oval.

- 1 Regularly
- 2 often
- 3 Sometimes
- 4 Rarely
- 5 Never

22. The institute provides multiple opportunities to learn and grow? *

Mark only one oval.

- 1 Strongly agree
- 2 Agree
- 3 Neutral
- 4 Disagree
- 5 Strongly Disagree

23. Do teachers inform you about your expected competencies, course outcomes and programme outcomes?*

Mark only one oval.

- 1 Every time
- 2 Usually
- 3 Occasionally/Sometimes
- 4 Rarely
- 5 Never

24. Teachers make efforts to identify your weakness and help you to overcome them? *

Mark only one oval.

- 1 Every time
- 2 Usually
- 3 Occasionally/Sometimes
- 4 Rarely
- 5 Never

25. Teachers encourage you to participate in extracurricular activities?*

Mark only one oval

- 1 Strongly agree
- 2 Agree
- 3 Neutral
- 4 Disagree
- 5 Strongly Disagree

26. Efforts are made by the institute/teachers to inculcate soft skills, life skills and employability skills to make you ready for the world of work? *

Mark only one oval

- 1 To a great extent
- 2 Moderate
- 3 Somewhat
- 4 Very little
- 5 Not at all

27. What percentage of teachers use ICT tools such as LCD projector, Multimedia, etc. While teaching? *

Mark only one oval.

- 1 Above-80%
- 2 60-80%
- 3 40-60%
- 4 20-40%
- 5 Below-20%

28. Do you able to learn effectively through the online mode of teaching, whenever applicable ?*

Mark only one oval

- 1 To a great extent
- 2 Moderate
- 3 Somewhat
- 4 Very little
- 5 Not at all

29. Which teaching platform you prefer most for online learning? *

Mark only one oval

- 1 Whatsapp
- 2 Google Meet
- 3 Zoom
- 4 You Tube
- 5 Others

30. The overall quality of the teaching-learning process in your institute is very good?*

Mark only one oval

- 1 Strongly agree
- 2 Agree
- 3 Neutral
- 4 Disagree
- 5 Strongly Disagree

31. Give Observation/Suggestion to improve the overall online teaching-learning process in your institution?

.....

.....

.....

This content is neither created nor endorsed by Google.





स्वामी विवेकानन्द राजकीय महाविद्यालय, घुमारवीं
SWAMI VIVEKANAND GOVT. COLLEGE GHUMARWIN
(AFFILIATED TO HIMACHAL PRADESH UNIVERSITY, SHIMLA)

Phone No. 01978-255551

email: gcghumarwin-hp@nic.in

Action Taken Report 2023-24

Sr. No.	Proposal prepared by IQAC in the meeting held on 22.06.2023	Action Taken Report Approved in IQAC meeting on 13.06.2024
1.	The teachers should be trained and encouraged to use the interactive panels of smart classrooms.	The Computer IT department of college organized hands on training program on How to use interactive panels in teaching learning process.
2.	The efforts will be made to provide more e-resources to the stakeholders of the institution.	The centralized library of the institution purchased new books and also subscribed e-resources for the stakeholders
3.	The institution will make arrangements for extra and remedial classes for the weak students.	After the mid term exams the remedial classes and extra classes organized by the subject teachers.
4.	Parking in the college	Parking facilities in the college has been provided
5.	Completion of path towards new academic block.	The path has been completed
6.	Establishment of proposed HPMC Juice Counter in the campus	The counter has been established
7.	Completion of renovation of existing Basketball Ground	The renovation work has been completed
8.	The institution will organize intra-college sports events in the institution.	The college organized these events during the session 2023-24
9.	The institution will make efforts to fill the vacant post of Physical Education Teacher in the college	One post of Asstt. Librarian and one post of SLA has been filled during the session
10.	The NCC, NSS, Rovers and Rangers units of the institution will organise a series of activities in the college.	These cells, societies and clubs organized a series of co-curricular and extra curricular activities during throughout session 2023-24
11.	A calendar of such activities will be prepared and followed for organising these activities in the college.	The calendar was prepared and followed by all the concerned cells
12.	A blood donation camp will be organised in the college	The college organized blood donation camp
13.	The institution will make efforts to improve the NAAC grade in the next re-accreditation cycle.	The IQAC organized workshops and the staff of the institution working efficiently in this direction
14.	Rojgar -Mela will be organised in the institution during the academic session 2023	The Career Counselling and Placement cell of the college organized placement drive and Rojgar Mela in the college
25.	Efforts will be made for the cleanliness and beautification of the campus.	The concerned committee and college administration made sincere efforts for beautification of the campus.


IQAC Coordinator
SVGC Ghumarwin
Distt. Bilaspur HP-174021

Coordinator
IQAC
SVGC Ghumarwin
Distt. Bilaspur (HP)


Principal
SVGC Ghumarwin
Distt. Bilaspur HP-174021

प्राचार्य,
स्वामी विवेकानन्द राजकीय महाविद्यालय
घुमारवीं जिला, बिलासपुर (हि० प्र०)
पिन-174021